



# SAP SuccessFactors Delta: Latest Home Page 2022/H1

Hanau, April 2022





## Delta Changes 2022/H1 Latest Home

1. Automatic Upgrade to the Latest Home Page Experience
2. Grouping Custom Cards on the Latest Home
3. Remind Me Tomorrow Option for To-Do Tasks
4. More Quick Actions on the Latest Home Page
5. Ability to Specify Permission Roles and Groups as the Target Group for Custom Content on the Latest Home Page
6. Ability to Upload Banner Images for the Home Page in Custom Themes for Different Groups
7. Half-Size Custom Cards for the Latest Home Page
8. Supplemental Tasks on the Latest Home Page Half
9. Increased Maximum Number of Custom Cards on the Latest Home Page
10. Custom Cards Based on Start Date on the Latest Home Page



## 1. Automatic Upgrade on the Latest Home Page Experience

# Automatic Upgrade to the Latest Home Page Experience

SAP is automatically upgrading all customers to the latest home page experience. SAP upgrade your **Preview system first** to allow time for final testing. Then SAP upgrade your **Production system 3 weeks later**. After the upgrade, the legacy home page is no longer available.

It's strongly recommended, that you to adopt the latest home page experience on your own timeline, before the automatic upgrade date. The automatic upgrade includes all necessary steps to enable the latest home page.

When SAP upgrade your system, they will:

- Enable the latest home page experience, for both users and for administrators.
- Enable to-do tasks on the home page, for all supported to-do categories.
- Import custom tiles, custom quick links, and supplemental to-do items from the legacy home page.
- Remove the ability to restrict access to the latest home page using role-based permissions.

After the upgrade, the latest home page experience is visible to all users of the system without exception.

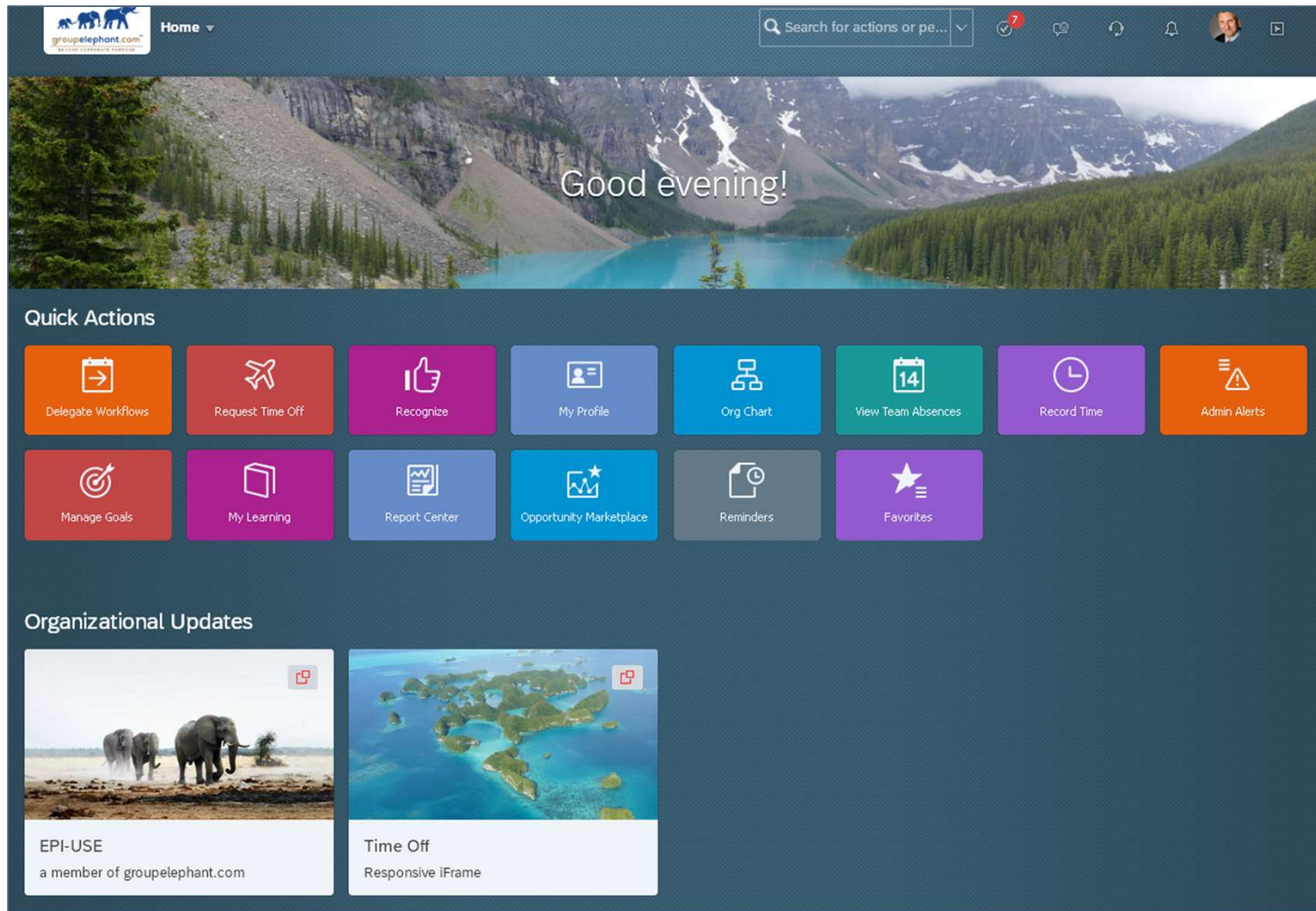
# Automatic Upgrade to the Latest Home Page Experience

Birthday and Work Anniversary cards on the home page remain optional. SAP don't enable them automatically as part of the upgrade, but you can still enable them in the Upgrade Center, if you want to use them.

This change impacts all customers who don't adopt the latest home page before the automatic upgrade date. If you don't adopt the latest home page before the automatic upgrade date, it's likely to result in a **suboptimal initial experience** for your organization.

- The home page doesn't fully reflect your **theming** and branding.
- The **banner image** is the **default** image, rather than one you've chosen.
- All available **quick actions are shown**, even ones you may not want to use.
- The last 16 custom cards imported are shown first, rather than ones you've chosen to prioritize.
- All imported custom cards show a default image, rather than one you've chosen.
- All custom cards are the large size by default.
- **All grouping of custom cards into sections** on the legacy home page **is lost**. All custom cards appear together under the heading Organizational Updates and there's no more role-based permission controlling visibility at the section level. The target group is configured at the card level only.

# Automatic Upgrade to the Latest Home Page Experience





## 2. Grouping Custom Cards on the Latest Home Page

# Grouping Custom Cards on the Latest Home Page

You can now **organize custom cards into groups** on the latest home page, under a visible title, within the Organizational Updates section.

As an administrator, you can:

- **Create "folders"** on the Manage Organizational Updates page.
- **Group custom cards into folders.**
- Configure a **title** for each folder that's visible on the home page, above the card group, within the Organizational Updates section.
- Change the **order** of folders to change the order of card groups within the Organizational Updates section.
- **Specify permission** roles or permission groups as the target group for that group of cards.
- Use the View as option to check which cards and folders are visible to different permission roles or groups.
- Expand and collapse folders.


The order you see cards and folders on the Manage Organizational Updates page is the order they appear on the home page.





# Grouping Custom Cards on the Latest Home Page

Organizational Updates


Latest News


 **Company Directory**  
Find colleagues and experts  
[View Details](#)

 **Company Policies**  
Travel, Leave, Healthcare, and more  
[View Details](#)

 **Wellbeing at work**

More HR Services For You

 **Your new Parental Leave Policy**  
Learn about the exciting changes

 **Health and Benefits**  
News and upcoming enrollment



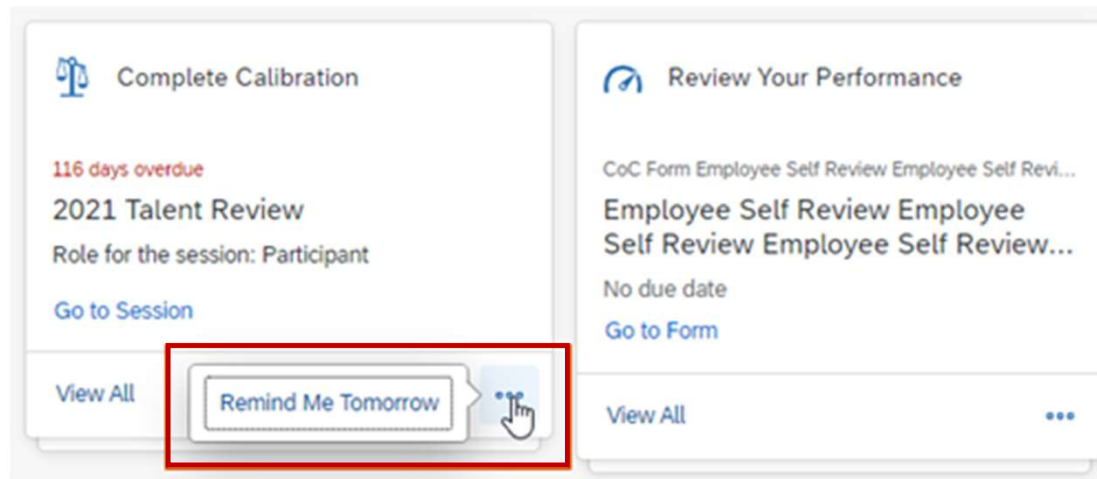
### 3. Remind Me Tomorrow for To-Do Tasks

## Remind Me Tomorrow for To-Do Tasks

SAP added the **Remind Me Tomorrow** option **for to-do tasks** on the latest home page.

You can now use the Remind Me Tomorrow option to set aside pending to-do tasks until the next day. The task is moved to the Reminders quick action for 24 hours, so that you can focus on other work. It reappears on your home page the next day.

In the previous version, the Remind Me Tomorrow option was available for other types of cards but not for pending to-do tasks.





## 4. More Quick Actions on the Latest Home Page

## More Quick Actions on the Latest Home Page

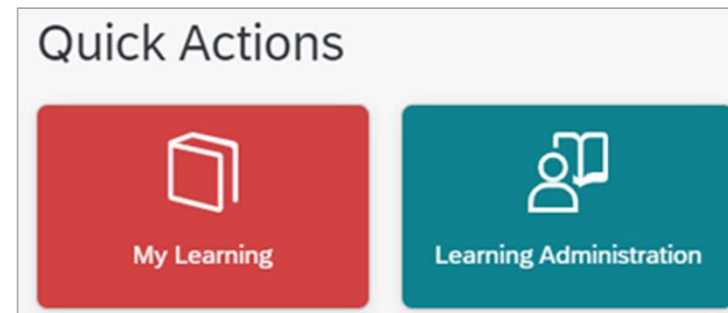
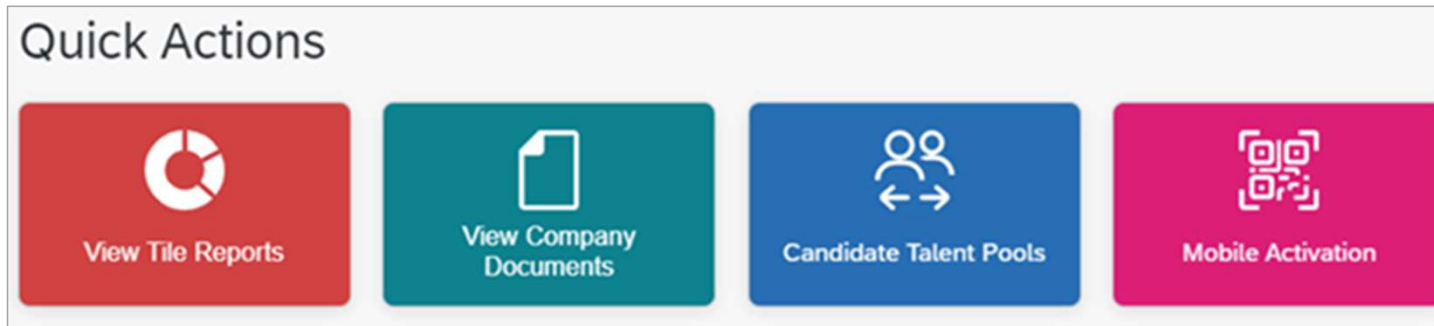
SAP has added more quick actions to the latest home page.

Quick actions are visible based on role-based permission and system configuration. The following quick actions are now available.

- **Candidate Talent Pools** quick action takes you to the Talent Pools tab of the Candidates page in Recruiting, so you can create and view talent pools.
- **Learning Administration** quick action takes you to the Learning Administration page in Learning.
- **Mobile Activation** quick action takes you to your account settings so you can activate the mobile app on your device.
- **View Company Documents** quick action enables you to browse and view company documents in the Document Management feature.
- **View Tile Reports** quick action enables you to view Tile reports that are available to you in Analytics, based your permission.

Note: Quick actions are **shown by default**. If you don't want to use them in your system, you can **hide** them at **Manage Home Page → Quick Actions**.

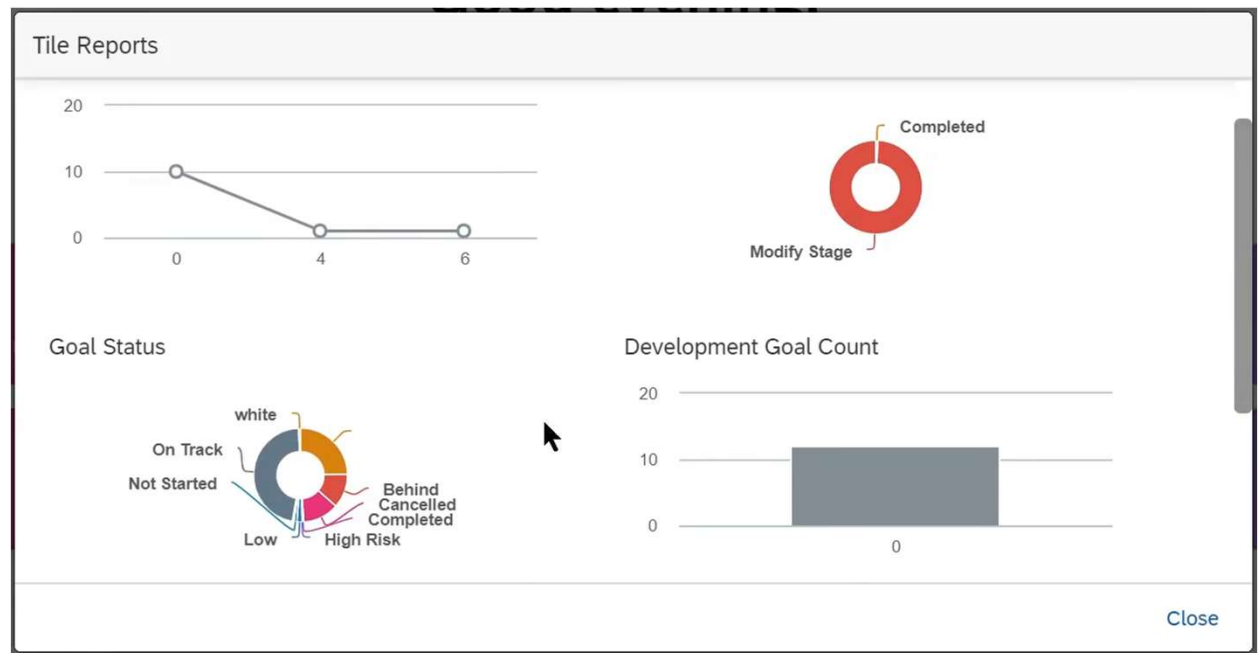
## More Quick Actions on the Latest Home Page



# More Quick Actions on the Latest Home Page



With this Release a major gap, complaint by customers, is closed: tiles are now accessible on the Latest Home Page via Quick Action.





## 5. Ability to Specify Permission Roles and Groups as the Target Group for Custom Content on the Latest Home Page



# Ability to Specify Permission Roles and Groups as the Target Group for Custom Content on the Latest Home Page

You can now decide if you want to use dynamic groups, permission roles or permission groups to specify for whom custom content on the latest home page is visible.

Before it was only possible to use dynamic groups. Since permissions are already defined in Role-Based Permissions by groups and roles it's easier, but additionally you can use structural roles like "all managers" to handle the availability of the content.

You can use permission groups or roles to control the visibility of the following types of content:

- Custom cards
- Custom folders
- Custom links available as Favorites
- Supplemental tasks

# Ability to Specify Permission Roles and Groups as the Target Group for Custom Content on the Latest Home Page

Edit Organizational Updates now

General — Card — Navigation — **Assignments**

### 4. Assignments

Target Group:\*

Dynamic Groups

All Users excluding sandbox users x

**Permission Roles or Groups**

Recruiter x

Folder: My Reports +

Active Period:

Always

Date Range 03/25/2022 - 03/25/2022

Based on Start Date

Number of days before start date to show card: 0

Number of days after start date to hide card: 0

**Save** Cancel

# Ability to Specify Permission Roles and Groups as the Target Group for Custom Content on the Latest Home Page

before

Edit Organizational Updates

Card — Navigation — Assignments

### 4. Assignments

Target Group: All Employees x

Active Period:  Always

Date Range 03/23/2022 - 03/23/2022

Save Cancel



## 6. Ability to Upload Banner Images for the Home Page in Custom Themes for Different Groups

# Ability to Upload Banner Images for the Home Page in Custom Themes for Different Groups

You can now upload different banner images on the latest home page for different groups, using Theme Manager. If you maintain different custom themes for different groups, you can provide a different banner image for each group.

SAP added a new theme setting at **Theme Manager → Fine Tune → Home Page (Latest) → Desktop banner image**. If you use the theme setting to upload a banner image, it overrides the banner image configured on the Manage Banner Image page, for people who see that theme (based on their division, department, or location).

In the previous version, the banner image wasn't possible to differentiate by groups.



## 7. Half-Size Custom Cards for the Latest Home Page

# Half-Size Custom Cards for the Latest Home Page

SAP added two types of half-size custom cards, as an alternative to the full-size ones with an uploaded image.

You can now select a **Type** for custom cards. There are three types, one large and two small. Small cards are the same width as full-size cards, but half the height. The half-size card types are:

- **Graphic (Small)** type, which still requires an uploaded image
- **Icon (Small)** type, which displays an icon, selected from our icon library, instead of an uploaded image.


Existing full-size cards have the type **Graphic (Large)**. SAP also added **two** new **theme settings for the Icon (Small)** type:

- Custom card icon color
- Custom card icon background color


# Half-Size Custom Cards for the Latest Home Page

Organizational Updates


Latest News




**Company Directory**  
Find colleagues and experts  
[View Details](#)



**Company Policies**  
Travel, Leave, Healthcare, and more  
[View Details](#)



**Wellbeing at work** 





## 8. Supplemental Tasks on the Latest Home Page

## Supplemental Tasks on the Latest Home Page

You can now create supplemental tasks for the latest home page. You can also import supplemental tasks you created for the legacy home page.

Supplemental tasks are custom tasks, created by administrators to "supplement" the system-generated tasks in a given business process. Each supplemental task is assigned to a "category" that corresponds with one type of system-generated task. For example, you can create a **supplemental task** in the **Review Your Performance** category, and it **appears in the same "stack"** as system-generated Review Your Performance tasks. If no system-generated tasks are available on the latest home page for a given category, then the supplemental task appears by itself on the home page.

List of supported to-do categories, that can be assigned to a supplemental task:

Business Approvals	Compensation Planning	Equipment for New Hire	External Integration with Intelligent Services	Headcount Planning
Job Offer	Job Profile Changes	Job Requisition	Provide Interview Feedback	Review Employee Performance
Review Your Performance	Set Goals	Take Action	Talent Pool Nominee	



## 9. Increased Maximum Number of Custom Cards on the Latest Home Page

## Increased Maximum Number of Custom Cards on the Latest Home Page

SAP increased the maximum number of custom cards that you can see on your home page, at any given time, from 12 to 16.

You see the **top 16 active custom cards** for which you're **included** in the **target group**, in the Order they're configured by administrators.



## 10. Custom Cards Based on Start Date on the Latest Home Page

# Custom Cards Based on Start Date on the Latest Home Page

You can now show custom cards on the latest home page based on the new hire's start date.

For example, you can create custom cards tailored to new hires in Onboarding or Onboarding 1.0.

When configuring a custom card in **Manage Home Page → Organizational Updates**, you can now configure when it appears and when it disappears, based on the new hires' start date.

This updates the new hire experience on the latest home page and improves the efficiency of HR admins.

# Custom Cards Based on Start Date on the Latest Home Page

The screenshot shows the 'Add Custom Card' dialog box with the 'Assignments' tab selected. The '4. Assignments' section contains the following configuration:

- Target Group:**  Dynamic Groups (Selected)
  - Dropdown menu: New Hires
- Permission Roles or Groups
  - Dropdown menu: Select permission roles or groups
- Section:** [Empty dropdown menu] +
- Active Period:**  Always,  Date Range [Calendar icon]
- Based on Start Date (Highlighted with orange box)
  - Number of days before start date to show card: 7
  - Number of days after start date to hide card: 14

Buttons: Save, Cancel



## Über EPI-USE



Mit über 35 Jahren Erfahrung bietet EPI-USE Software und Managed Services für über 1.250 Kunden in 49 Ländern. EPI-USE unterstützt seine Kunden bei der Transformation ihrer SAP-Landschaften und optimiert die Performance, das Management und die Sicherheit ihrer SAP®- und SAP SuccessFactors®-Systeme.

Als Full-Service-Provider für SAP S/4, SAP Core HR und SuccessFactors sowie SAP ALM und SAP Hosting umfasst unser Portfolio u.a. Produkte und Add-ons, Beratungsdienstleistungen, Systemimplementierungen, Managed Services, Testdatenmanagement, Landscape Transformation, SAP Hosting und Cloud Services, Datenschutz und Sicherheit, Custom Development sowie der Vertrieb von SAP Softwarelizenzen.

EPI-USE ist Teil der Marke groupelephant.com. Die Gruppe besteht größtenteils aus mitarbeitereigenen Dienstleistungs- und Softwareunternehmen, Non-Profit- sowie Impact-Investment-Organisationen und beschäftigt weltweit über 3.000 Mitarbeiter.

groupelephant.com besitzt und finanziert auch die Non-Profit-Organisation „Elephants, Rhinos & People (ERP)“. Die Organisation verfolgt das Ziel, bedrohte Elefanten und Nashörner zu schützen und zu erhalten, indem sie die ländliche Bevölkerung in Regionen der bedrohten Tierarten wirtschaftlich fördert.

Weitere Informationen finden Sie unter **[epiuse.de](https://www.epiuse.de)**



Vielen Dank!

[sales.frankfurt@epiuse.com](mailto:sales.frankfurt@epiuse.com) | [epiuse.de](http://epiuse.de)

EPI·USE®

